










Shared bikes, e-bikes and e-scooters




Steps

- 01** Download the Urban Connect app in the app store or in google play 
- 02** Sign up with your work email 
- 03** Choose your location 
- 04** Book one of the bikes, e-bikes or e-scooters 
- 05** Return back to an Urban Connect charging station when you are done 

How to lock and unlock the vehicle

- 01** Make sure your bluetooth is connected 
- 02** Make sure you are within 2 meters of the vehicle 
- 03** Click lock at the bottom of the screen. For bikes and e-bikes physically slide the lock 
- 04** To unlock stand close to the vehicle again and press the unlock button 

 **Do you have any questions?**

Hotline and What'sApp

+41 77 479 01 28

available from Mo–Fr 8:00–18:00

E-mail

info@urban-connect.ch